



By the Numbers

2014-2015 Academic Year

200+

Career preparation programs/workshops & employer info sessions held

5,000

Unique students who utilized career advising appointments, walk-ins, programs, and services

40,000+

Alumni connections possible through the BrownConnect database

180

Employers actively recruited on campus at Brown

6,000

Job & Internship opportunities posted

550+

Brown opportunities posted – internships from Brown alumni, parents, and signature programs

Services at a Glance...



Résumé and cover letter critiques



Individualized career advising sessions



Year-round skill-building workshops



Access to internships, funding, and alumni through BrownConnect



Hundreds of on-campus recruiting opportunities

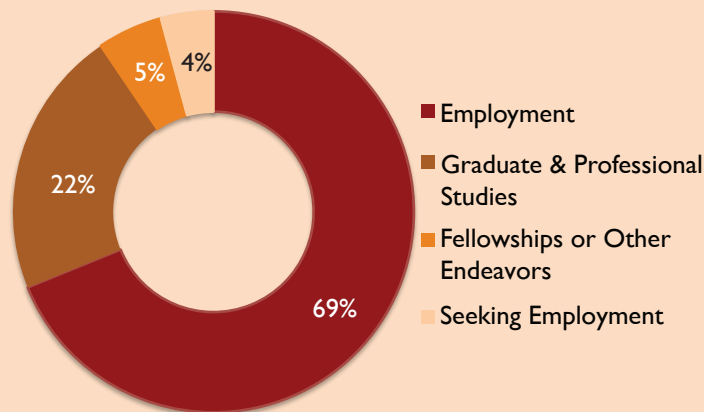


BrownConnect summer networking events with alumni

...and more!

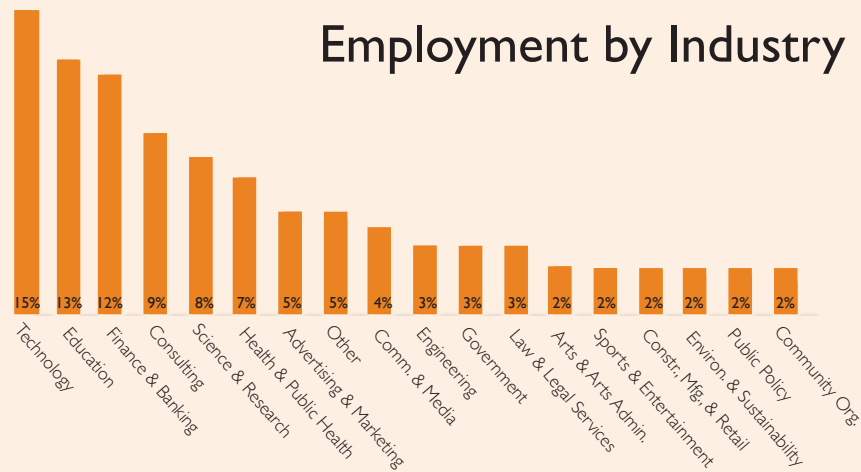
Immediate Postgraduate Plans

Class of 2014



1,329 respondents from a class of 1,592 (83% response rate)

Employment by Industry



915 of 1,329 respondents (69%)

Sampling of Employers by Industry

Communications/Media

ABC News
Condé Nast
Digitas LBi
Huffington Post
NBC Universal

Consulting

Bain & Company
Cambridge Associates
Clearview Healthcare Partners
Deloitte Consulting LLP
McKinsey & Co.

Finance

Barclays Capital
Credit Suisse Bank
Goldman Sachs
J.P.Morgan
Morgan Stanley

Nonprofit & Govt.

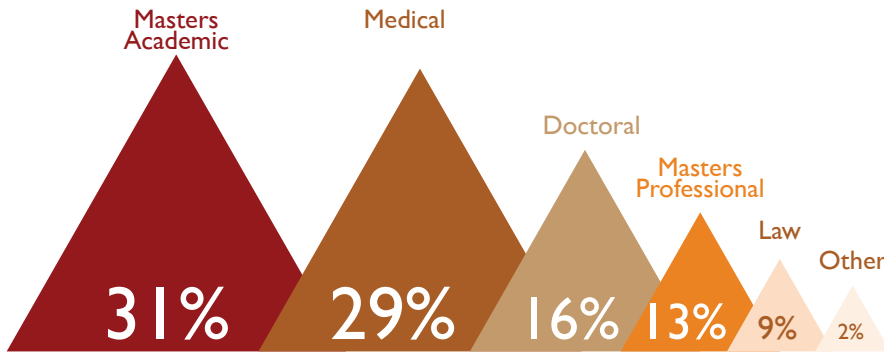
AmeriCorps
Human Rights Watch
Public Interest Network
Teach for America
U.S. Dept. of Justice

Science & Technology

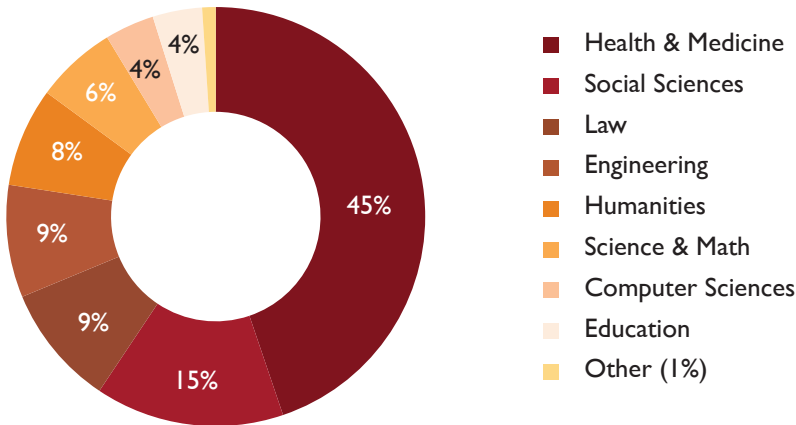
Epic
Facebook
Google
Mass General Hospital
NASA

Postgraduate Studies

By Degree



Graduate/Professional Studies by Field



288 of 1,329 respondents (22%)

Most Attended Graduate & Professional Schools

- Brown University
- Columbia University
- Cornell University
- Emory University
- Harvard University
- London School of Economics
- New York University
- Oxford University
- University of CA, Berkeley
- University of Pennsylvania
- Yale University

Law and Medical School Admission Statistics

Every year, Brown graduates score consistently above the national average on the MCAT and LSAT. Their rates of admission are also impressive. Data reflects Brown graduates from all class years accepted for matriculation.

